DRAWING MADE IN THIRD ANGLE PROJECTION
THIS DRAWING IS UNPUBLISHED. RELEASED FOR PUBLICATION ,19 .
© COPYRIGHT 19 BY AMP INCORPORATED. ALL INTERNATIONAL RIGHTS RESERVED.

LOC	DIST			REVISIONS				
CM	53	P	F	ZONE	LTR	DESCRIPTION	DATE	APPD
					N	REV & REDWN PER ECN CM-11	10-29-93	

1. PARTS MUST COMPLY WITH AMP SOLDERABILITY SPECIFICATION 109-11-3.

2. CONTACT IS PLATED OVERALL WITH 0.00127 [.000050] NICKEL, THEN 0.00076 [.00030] GOLD OVER CONTACT LENGTH INDICATED AND MATTE TIN ON SOLDERTAIL END.

3. DIMENSIONS IN BRACKETS ARE IN INCHES.

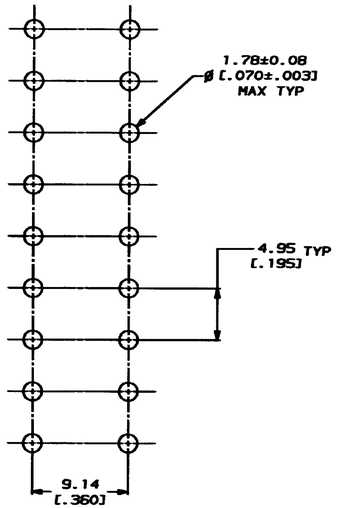

RECOMMENDED MOUNTING HOLE PATTERN
FOR 3.18 [.125] THICK P.C. BOARD

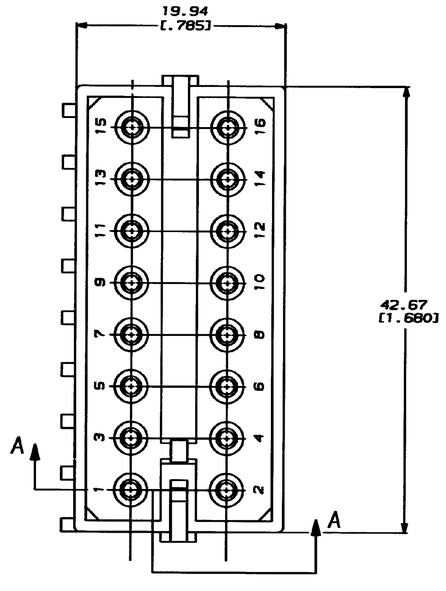

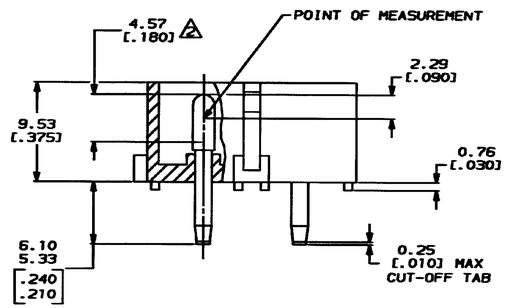

SECTION A–A

PIN CONTACT MATERIAL AND FINISH	HOUSING MATERIAL AND COLOR	PART NO
COPPER ALLOY, GOLD 2	NYLON, 6/6, NATURAL	350427-2
COPPER ALLOY, PRE-TIN	NYLON, 6/6, NATURAL	350427-1

DO NOT SCALE PRINT.
UNLESS SPECIFIED
DIMENSIONS IN mm [INCHES]
TOLERANCES ON :
2 PLC DEC ± 0.13 [.005]
3 PLC DEC ± -
ANGLES ± -

MATERIAL: SEE TABLE

FINISH: SEE TABLE

DR 10-29-93 K. SALMON
CHK 10-29-93 R. SWING
APPD 11-9-93 C. MARTIN
APPD 11-9-93 C. MARTIN
PRODUCT SPEC -
APPLICATION SPEC -
WEIGHT -

AMP Incorporated
Harrisburg, PA 17105-3608

NAME: HEADER ASSEMBLY, 16 CIRCUIT, COMMERCIAL MATE-N-LOK™

SIZE: D | CAGE CODE: 00779 | DRAWING NO: C-350427
SCALE: 4:1 | SHEET: 1 OF 1

METRIC

THIS DRAWING IS A CONTROLLED DOCUMENT FOR AMP INCORPORATED. IT IS SUBJECT TO CHANGE AND THE CONTROLLING ENGINEERING ORGANIZATION SHOULD BE CONTACTED FOR THE LATEST REVISION.

CUSTOMER DRAWING

29 OCT 1993 15:58:07 AMP23993 <CE0798>DEPT3323>AMP23993>U.PR93-65